



### ■ Features

- ✚ Low price and high reliability
- ✚ 170V-264V AC input power
- ✚ High efficiency and low operation temperature
- ✚ Soft-start current can reduce the AC input impact effectively
- ✚ With Short-circuit and overload protection
- ✚ 100% full-load burning test
- ✚ Small bulk design
- ✚ Installed with EMI filter, minimum wave.
- ✚ 2 years warranty

### ■ Specification

Model	HS-60-12	HS-60-15	HS-60-24
DC output voltage	12V	15V	24V
Output voltage error (Note: 2)	±1%	±1%	±1%
Rated output current	5A	4A	2.5A
Output current rage	0-5A	0-4A	0-2.5A
Wave and noise(Note : 3)	100mVp-p	100mVp-p	100mVp-p
Inlet stability(Note : 4)	±0.5%	±0.5%	±0.5%
Load stability (Note : 5)	±0.5%	±0.5%	±0.5%
DC output power	60W	60W	40W
Efficiency	78%	78%	82%
Adjustable range for DC voltage	+10%	+10%	+10%
AC input voltage range	170-264VAC 47-63Hz; 240-370VDC		
Input current	0.9A/230V		
AC Inrush current	Cold-start current 36A/230V		
Leakage current	<1mA/240VAC		
Overload protection	105%~150% Tpye:pulsing hiccup shutdown Reset: auto recovery		
Temperature coefficient	±0.03%/°C(0~50%)		
Setup rise hold up time	200ms,100ms,20ms/230VAC		
Vibration	10-500HZ,2G 10min,/1cycle, Period for 60min. Each axes		
Withstand voltage	Input and output internal: 1.5KVAC,Input and enclosure: 1.5KVAC,Output and enclosure: 0.5KVAC		
Isolation resistance	Input and output internal: Input and enclosure, Output and enclosure: 500VDC/100MΩ		

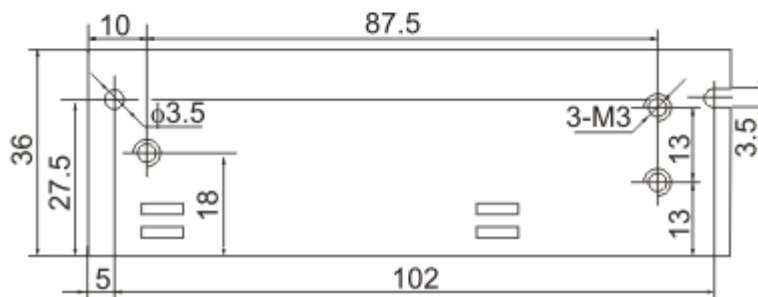
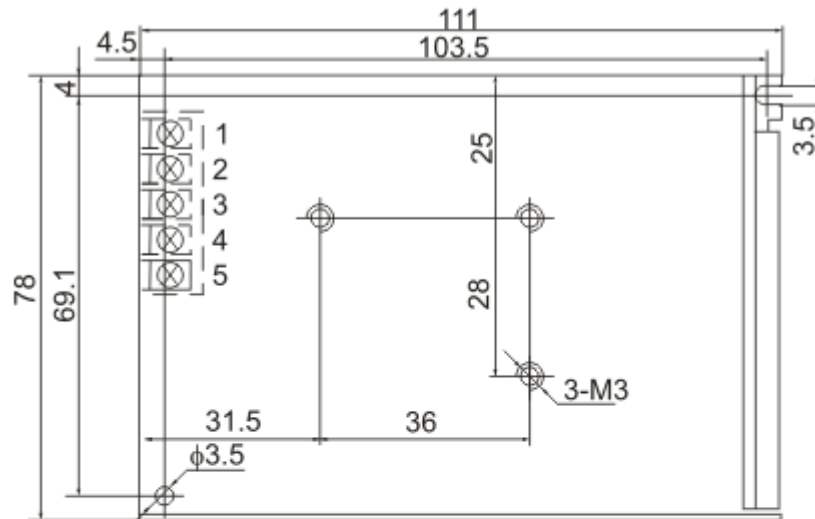
Working temperature and humidity	-10℃~+60℃ (Refer to output derating curve) , 20%~90%RH
Store temperature and humidity	-20℃~+85℃,10%~95%RH
Overall dimension	111×78×36mm
Weight	0.27Kgs

**Note:**

1. The testing condition for the parameter above is: 230VAC input, rated load, 25℃-70% RH.Humidity.
2. Error.include the setting error, line stability and load stability. (Note: 5).
- 3.Wave test: adopting "A12"double wire for 20MHz, and 0.1UF&47UF capacitor short-circuit for interrupting.
4. Inlet voltage stability test: when is over load, the lowest voltage of inlet is up to the highest voltage.
5. Load stability test: the load is from 0% to 100%.

■ **Shape and installation dimension**

**Unit: mm**

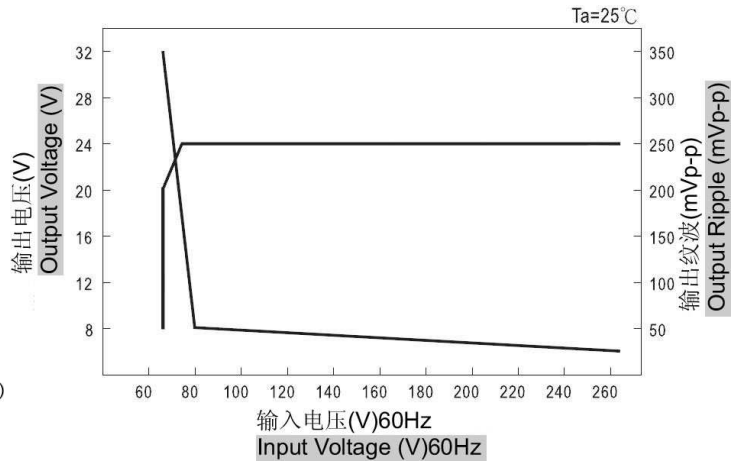
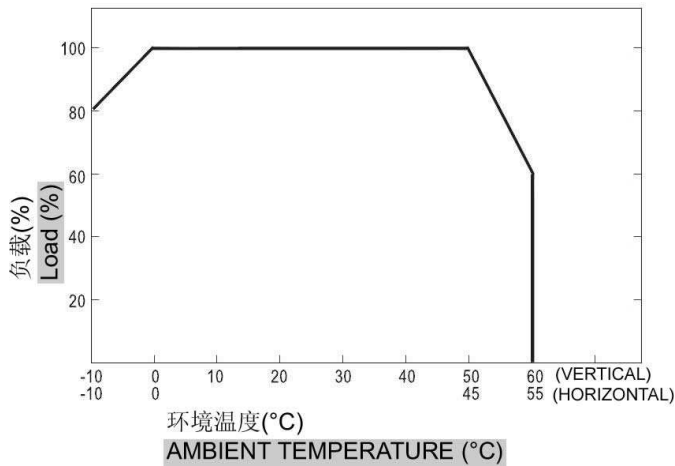


**Terminal Pin No Assignment (5 point 8.8mm Pin)**

Pin No.	Assignment	Pin No.	Assignment
1	AC INPUT/L	4	DC OUTPUT -V
2	AC INPUT/N	5	DC OUTPUT +V
3	FG		

■ **Load Derating Curve**

■ **Static Characteristics (24V)**



## Notice

- Be sure to confirm the signification of sign above the pole before connection.

**L:** LINE (AC input)      **N:** Neutral (AC input)      **⏏(FG):** Protective Ground

**-V (COM):** DC output cathode

**+V:** DC output anode

**VADJ:** Output Voltage adjustment

- Switch power supply can be used 110V and 220V AC power for input, The AC Voltage switch is in the top of the power supply sub-rack. Before plug in please check the voltage position is correct or not otherwise may take a permanent damage in this power supply.
- Be sure to keep the ground wire connection, avoid electric shock and common mode interference or differential mode interference.

Shenzhen mulview technology limited is professional manufacturer developing Switching Power Supply, CCTV power supply and AC/DC Adapter. We can make OED/OEM.

***Multiple view, more attention!***

**Mulview Technology Limited**

<http://www.mtlcctv.com>

TEL: 0086-755-88849659      FAX: 0086-755-83722362

E-mail: mulviewcctv@gmail.com, sales@mtlcctv.com