

■ Features

- ✚ Low price and high reliability
- ✚ 170V-264V AC input power
- ✚ High efficiency and low operation temperature
- ✚ Soft-start current can reduce the AC input impact effectively
- ✚ With Short-circuit and overload protection
- ✚ 100% full-load burning test
- ✚ Small bulk design
- ✚ Installed with EMI filter, minimum wave.
- ✚ 2 years warranty

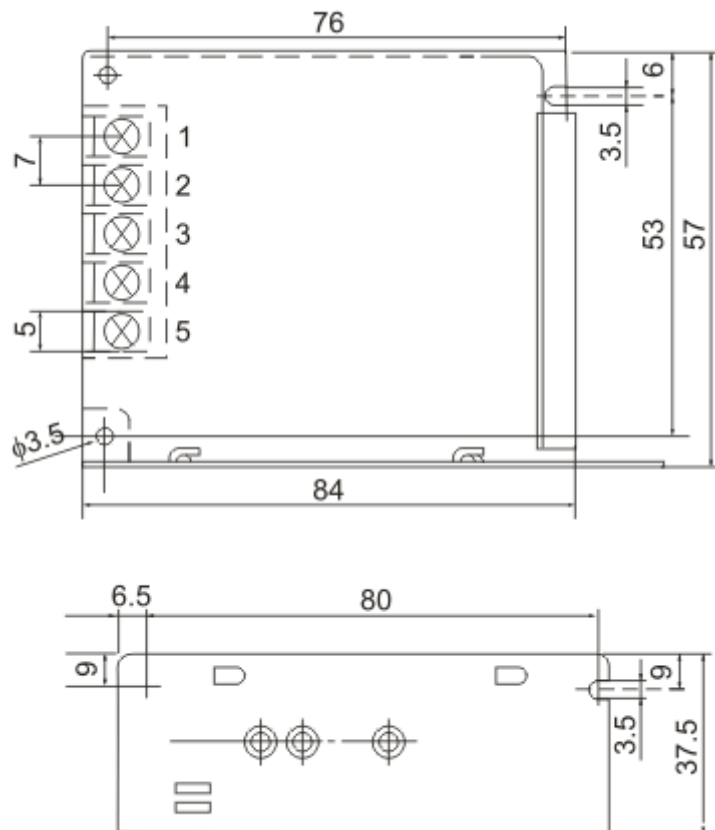
■ Specification

Model	HS-35-12	HS-35-13.8	HS-35-15	HS-35-24
DC output voltage	12V	13.8V	15V	24V
Output voltage error (Note: 2)	±1%	±1%	±1%	±1%
Rated output current	3A	2.6A	2.4A	1.5A
Output current rage	0-3A	0-2.6A	0-2.4A	0-1.5A
Wave and noise(Note : 3)	100mVp-p	100mVp-p	100mVp-p	100mVp-p
Inlet stability(Note : 4)	±0.5%	±0.5%	±0.5%	±0.5%
Load stability (Note : 5)	±0.5%	±0.5%	±0.5%	±0.5%
DC output power	36W	36W	36W	36W
Efficiency	76%	78%	78%	78%
Adjustable range for DC voltage	+10%	+10%	+10%	+10%
AC input voltage range	170-264VAC, 47-63Hz; 240-370VDC			
Input current	0.45A/230A			
AC Inrush current	Cold-start current 36A/230V			
Leakage current	<2mA/240VAC			
Overload protection	105%-150%Type:Foldback:current limiting reset: auto recovery			
Temperature coefficient	±0.03%/°C (0-50°C)			
Setup rise hold up time	200ms,100ms,30ms			
Vibration	10-500HZ,2G 10min,/1cycle, Period for60min, Each axes			
Withstand voltage	Input and output internal: 1.5KVAC,Input and enclosure: 1.5KVAC,Output and enclosure: 0.5KVAC			
Isolation resistance	Input and output internal: Input and enclosure, Output and enclosure: 500VDC/100MΩ			


Working temperature and humidity	-10℃~+60℃ (Refer to output derating curve) , 20%~90%RH
Store temperature and humidity	-20℃~+85℃。10%~95%RH
Overall dimension	84×58×38mm
Weight	0.16Kgs
<p>Note:</p> <ol style="list-style-type: none"> 1.The testing condition for the parameter above is :230VAC input, rated load,25℃70% RH.Humidity. 2. Error.include the setting error, line stability and load stability. (Note: 5). 3.Wave test: adopting "A12"double wire for 20MHz, and 0.1UF&47UF capacitor short-circuit for interrupting. 4. Inlet voltage stability test: when is over load, the lowest voltage of inlet is up to the highest voltage. 5. Load stability test: the load is from 0% to 100%. 	

■ Shape and installation dimension

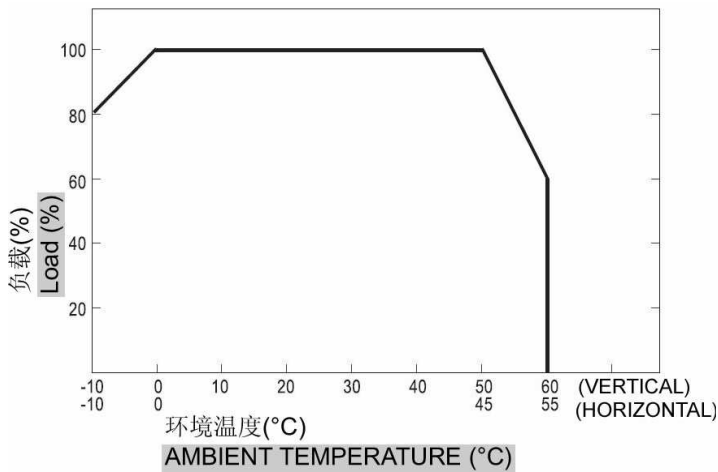
Unit: mm



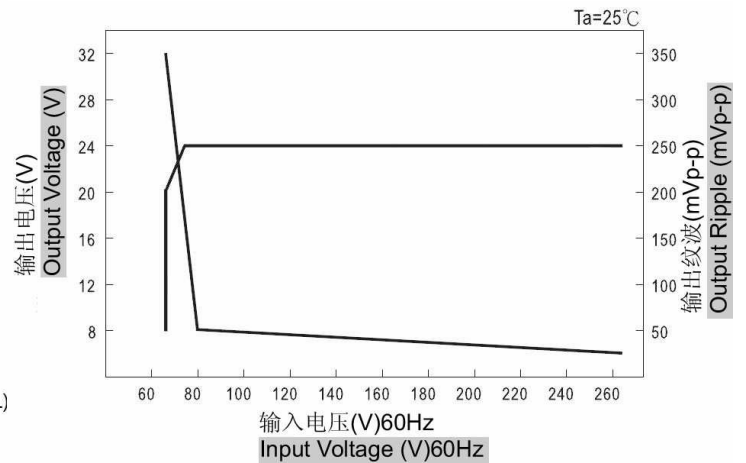
Terminal Pin No Assignment (5 point 6.5mm Pin)

Pin No.	Assignment	Pin No.	Assignment
1	AC INPUT/L	4	DC OUTPUT -V
2	AC INPUT/N	5	DC OUTPUT +V
3	FG 		

■ Load Derating Curve



■ Static Characteristics (24V)



■ Notice

1. Be sure to confirm the signification of sign above the pole before connection.

L: LINE (AC input) **N:** Neutral (AC input) **⏏(FG):** Protective Ground

-V (COM): DC output cathode

+V: DC output anode

VADJ: Output Voltage adjustment

2. Switch power supply can be used 110V and 220V AC power for input, The AC Voltage switch is in the top of the power supply sub-rack. Before plug in please check the voltage position is correct or not otherwise may take a permanent damage in this power supply.
3. Be sure to keep the ground wire connection, avoid electric shock and common mode interference or differential mode interference.

Multiple view, more attention!

Mulview Technology Limited

<http://www.mtlcctv.com>

TEL: 0086-755-88849659 FAX: 0086-755-83722362 E-mail:mulviewcctv@gmail.com,sales@mtlcctv.com